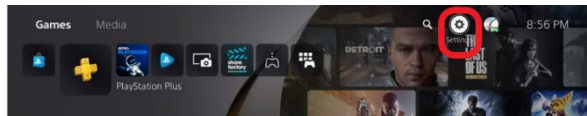


How to use Google Classroom on PS4 & PS5

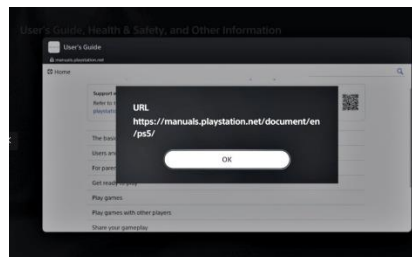
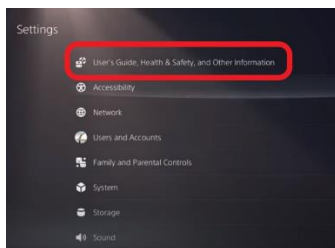
The PlayStation 4 has its own web browser that is easy to find on the PlayStation 4 (in the content menu as an icon with WWW written on it).



However, it's currently a bit trickier **on PS5**, as there is no obvious way to open the browser. Instead, you can open the System Settings,



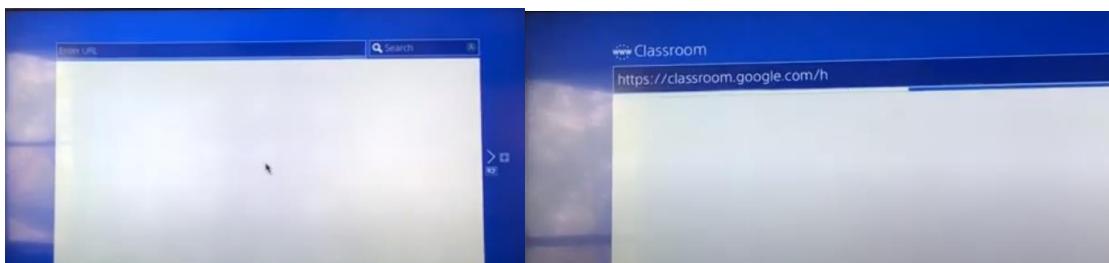
then the User Guide. This will open up an online user manual inside a web browser page so you only have to change the URL at the top. Otherwise, the rest of the steps are the same.



1. Plug a wired keyboard and/or mouse into the USB ports on the PS4 or PS5 - each console should recognise them.



2. In the URL bar of the browser, type classroom.google.com and then log in using the details provided by your child's school.



3. You can now access Google Classroom.

In some cases you might not be able to do everything you can on a laptop or PC, but you can, at the very least, access Google Classroom and see what work your teacher has assigned for you to do.