



Welcome to Early Years!

Marish Primary School

Marish Academy Trust

September 2024





Dear Parents and Carers,

Welcome to Marish Primary School!

In Early Years, we strive to work in partnership with you to provide experiences and learning opportunities that will enrich and stimulate your child's development.

We operate an open door policy so feel free to talk to us about your child as we work together to provide a secure and caring environment, one where your child will flourish.

We look forward to welcoming you and your child to Marish Academy Trust.

Marish EYFS Team



Our EYFS Staff



Mrs Howe – Deputy Headteacher

Mrs Beyzade - EYFS Lead

Mrs Stack– Nursery Team Leader

Mrs Qayoom - Nursery Teacher

Miss Tottman – Nursery EYFS Practitioner

Mrs Goulding – Nursery EYFS Practitioner

Mrs Umar – Nursery EYFS Practitioner

Mrs Alves– EYFS Assistant Headteacher & RA Class Teacher

Mrs Peabody – RP Class Teacher

Mrs Trifan– RT Class Teacher

Miss Rowe– Reception EYFS Practitioner

Miss Locke – Reception EYFS Practitioner

Mrs Tariq - Reception EYFS Practitioner


Mrs Aziz– Reception EYFS Practitioner

Mrs Ashraf – Reception EYFS Practitioner

Mrs Ishfaq- Reception EYFS Practitioner

Mrs Heer – Reception Teaching Assistant

Our Curriculum




At Marish Academy Trust, we believe that the Early Years Foundation Stage (EYFS) is crucial in securing solid foundations that children are going to continue to build upon. It is our intent that the children who enter our EYFS develop physically, verbally, cognitively and emotionally, whilst embedding a positive attitude towards school and their learning. We aim to support the children in their exploration of the world in a secure and stimulating environment. With all this in mind, we begin each new year by looking at the individual needs of our children. Taking into account their different starting points, we carefully develop our flexible EYFS curriculum which enables them to follow the path of their own learning journey, one that is suitable for their unique needs and stages of development.

Children will be encouraged to become independent learners who:

- ✓ communicate with others
- ✓ develop language
- ✓ co-operate and share
- ✓ express feelings and emotions
- ✓ fantasise and use their imagination
- ✓ investigate and explore
- ✓ develop physical skills



Children in both our Nursery and Reception classes will follow the EYFS curriculum, which has seven main areas of learning. All areas of learning and development are important and inter-connected.



Prime Areas

- *Communication and Language*
- *Physical Development*
- *Personal, Social and Emotional Development*



Specific Areas

- *Literacy*
- *Mathematics*
- *Understanding of the World*
- *Expressive Arts and Design*



The teaching of these areas is practical and playful with support and challenge from adults in whole class sessions, small group sessions, individual sessions, as well as active engagement during free-flow continuous provision activities.



Characteristics of Effective Learning



At the heart of the EYFS curriculum are the 'Characteristics of Effective Learning'. At Marish Academy Trust, we strive to develop these key characteristics in order to give children the skills they will continue to draw upon throughout their development. Three characteristics of effective learning are:

- *playing and exploring*
- *active learning*
- *creating and thinking critically*

Playing and exploring

- finding out and exploring
- using what they know in their play
- being willing to have a go

Active learning

- being involved and concentrating
- keeping on trying
- enjoying achieving what they set out to do

Creating and thinking critically

- having their own ideas
- using what they already know to learn new things
- choosing ways to do things and finding new ways

The Importance of Play




Play is important part of a child's education. It provides opportunities for:

- ✓ *new experiences*
- ✓ *learning in a meaningful context*
- ✓ *actives styles of learning*
- ✓ *problem solving*
- ✓ *investigating*
- ✓ *self-expression*



At Marish, the EYFS team will provide a range of open-ended play experiences that enable your child to expand their knowledge and skills in order to support their individual learning and development.


What will your child be learning?



Each term, we will focus on a different topic. You will be notified of these via termly curriculum letters and the school website.

- **Phonics** – phonics is recommended as the first strategy that children should be taught in helping them to learn to read. Your child will have a daily phonics lesson where they will learn sounds and how to blend and segment.
- **Maths** - Your child will have daily maths sessions. Practical follow up activities that can be done at home will be given as homework.
- **Reading** - Please read at home every day. Your child will be sent home a book that help them to learn their sight words as well as a decodable text that is inline with the sounds taught that week in their phonics lesson.
- **PE** – Reception children will have a PE lesson with a specialist PE coach once a week. Not only do the sessions develop your child's gross motor skills, they also focus on their general physical development, social skills and communication skills.

Reception Baseline Assessment (RBA)



Overview

The reception baseline assessment (RBA) is a short, task-based assessment of your child's early literacy, communication, language and mathematics skills when they begin school. It is statutory for all schools.

The assessment can take place at any point in the first 6 weeks of your child starting reception. The assessment will form the start of a new measure of how schools are helping their pupils to progress between reception and year 6.

Your child does not need to prepare. There is no pass mark or score and your child should not realise they are doing an assessment.

What the assessment involves

During a short one-to-one session with their teacher or teaching assistant, your child will do a number of practical and interactive tasks.

Your child can answer questions verbally or by pointing or moving objects. The assessment has been designed to be inclusive and there are modified materials available – this means it is also accessible to children with special educational needs or disability (SEND) or English as an additional language (EAL). The teacher may pause the assessment at any time, for example, if a child needs a break.

What the assessment measures

The tasks are carefully designed to assess early mathematics, literacy, communication and language skills.

What you need to do

You do not need to do anything. Your child is unlikely to even know that they are doing an assessment when they are completing the tasks.

Why the assessment is being introduced

The assessment provides a better starting point to measure the progress a school makes with their pupils throughout their whole time at primary school, between reception and year 6.

Parents will be able to see how well the school is supporting its pupils. It will also help teachers get to know their new class when they start school.

How the data will be used

Children will not 'pass' or 'fail' the assessment; it will provide a snapshot of where they are when they start school in the reception year. The results of the assessment will not be used by government to track or label individual pupils, or to judge the performance of early years settings.

The data from the assessment will only be used at school level to measure the progress of the year group from reception to year 6. The data from the assessment, including numerical scores, will not be shared with parents, pupils, teachers, or external bodies, including schools. There will be no published score.

The [RBA privacy notices](#) explain what personal data is collected and how this is processed, including your child's data.

Preparing Your Child for School



- **Encourage self-help skills** – begin to encourage your child to become more independent with dressing themselves, washing, toileting and feeding themselves.
- **Read to your child** – we want to encourage children to have a love of books. Talk about the pictures, ask your child questions about the story.
- **Talk about the structure of the day** – talk about what they can expect when they start school.





Put your phone away - Have quality interactions with your child.

Limit screen time- Replace with family time, outdoor play, real life experiences and reading.





Potty Training



Some children attending Nursery may still be learning to use the toilet. Our staff have a wealth of knowledge and experience and are willing to support you through this time.

Using a potty is a new skill for your child to learn. It is best to take it slowly and go at your child's pace. Being patient with them will help them get it right, even if you sometimes feel frustrated.

Children are able to control their bladder and bowels when they are physically ready and when they want to be clean and dry. Every child is different, so it is best not to compare your child with others.

- By age 2, some children will be dry during the day
- By age 3, 9 out of 10 children are dry most days – even then, all children have the odd accident, especially when they are excited, upset or absorbed in something else
- By age 4, most children are reliably dry during the day

It usually takes a little longer for children to learn to stay dry throughout the night. Although most learn between the ages of three and five, up to one in five children aged five sometimes wet the bed.

If your nursery child is still training, please make sure they have spare nappies/wipes/pull ups/pants/knickers/spare clothes each day in their bag – **the nursery do not have their own supply.**

We do expect children in Reception to be potty trained unless there is a medical condition. If your Reception child is still in nappies, please speak with a member of the EYFS team.

More information on potty training can be found at <http://www.nhs.uk/conditions/pregnancy-and-baby/pages/potty-training-tips.aspx> or by contacting your Health Visitor.

Promoting Good Behaviour


- We have **three 'diamond rules'** that we apply as part of our behaviour system

1. Follow instructions straightaway

2. Show good manners at all times

3. Care for everyone and everything

- In EYFS, we use a visual chart to promote good behaviour. Children will begin on the sunshine and cloud. As they demonstrate good behaviour, they will move to the sunshine and then the rainbow. If they display negative behaviour, children will move to the rain cloud and then the thunder cloud. It is very rare for children to move down to the thunder cloud.



On your first day...



- Children should be dropped at their classroom door. Enter the Early Years gates (on Swabey Road) and follow the path round to the classrooms. Staff will be on hand to direct you.
- We ask parents to leave your child with staff at the door and not to come into the classroom. This helps the children settle more quickly.
- At home time, parents should wait outside their child's classroom. As the teacher sees you, they will call your child to come out. This process may be a bit slow in September but will speed up once staff become more familiar with all the parents. Thank you in advance for your patience with this.





Reception Day Timings



8:15am - 8:30am

Soft start – children to be dropped off at their classroom door. The classroom door will close promptly at 8:30am.

11:30am – 12:30pm

Lunch – Parents can provide a packed lunch or you can book a school lunch via ParentPay

3:15pm

School finishes – all children must be collected from their classroom at this time

Unless previously notified, any children still in class at 3:25pm will be taken to the late club. A charge will be made for this.

BREAKFAST CLUB & AFTER SCHOOL CLUB ARE AVAILABLE- Please speak to the school office for further details



Class Dojo

*Communication, engagement, and social-emotional learning
all in one place*



- ❖ Class Dojo connects teacher, pupils and their families to build classroom communities. It allows us to encourage our young people for any skill or value whether it is working hard, being kind to others and following our diamonds rules.
- ❖ It can help to engage families by sharing photos and videos of wonderful classroom moments or other achievements ,instant messaging and events notification.
- ❖ Families can access Class Dojo from any device whether it is downloading the app on a mobile phone or tablet or using a laptop or PC. Just search 'Class Dojo' in your Internet browser or app store.
- ❖ You will be sent login details and guidance from the class teachers in September.



ParentPay



Marish Primary School is a cashless school.

ALL parents **MUST** create a ParentPay account. You will need this account to pay for school lunches, trips and school experiences. You will be given a login to set up a ParentPay account in September.

If you would like your child to have a school lunch, you will need to order it in advance via ParentPay. As your child is in EYFS, and therefore entitled to universal free school meals, you do not need to pay for lunch but it is vital you **pre-order**.

Healthy Eating



At Marish Primary School, we encourage all children to have a healthy lunchbox. Examples of foods to include are:

- Sandwich
- Fruits
- Yogurts



Please do not include fizzy drinks or chocolate.

For more information and ideas on healthy foods, please visit
<https://www.nhs.uk/healthier-families/recipes/healthier-lunchboxes/>

We are a **no nut school**. We have several children with nut allergies and therefore we ask that you do not send any form of nuts into school with your child.



All children will have access to fruit and milk during the day.

Free School Meals




All EYFS children are entitled to '*Universal Free School Meals*'. Children will automatically be eligible for this regardless of parents' financial status.

We do however encourage those families who are in receipt of benefits to **apply for free school meals via the office**. If you qualify, this generates a Pupil Premium payment to the school which is used towards enhancing your child's learning and experiences in school.

If you have any questions about free school meals or how to complete the form, please contact the front office.

Reception Uniform



In Reception, it is compulsory for your child to wear school uniform. This consists of:

- *Red Marish jumper*
- *Navy trousers/skirt*
- *White shirt/polo shirt*
- *Black shoes (not trainers)*

Reception children will also need a PE kit. This consists of:

- *Red Marish t-shirt*
- *Black or navy shorts/joggers*
- *Plimsolls/trainers*

Uniform can be purchased from Aqua
Uniforms:

274B, High Street, Langley, Berkshire,
SL3 8HD

tel: 01753 580 722

www.aquauniforms.co.uk

email: sales@aquauniforms.co.uk

**ALL SPARE CLOTHES AND
BAGS SHOULD BE
CLEARLY LABELLED WITH
YOUR CHILD'S NAME &
CLASS**





Medicines & Allergies



Medicines


We will administer medication for chronic illness such as asthma providing it is prescribed by a GP. All medicines must go through the front office so we can ensure the correct paperwork is completed. Please do not send medication into the classroom with your child. You must notify the office and the class teacher.

Allergies

Should your child have any allergies/special dietary requirements, it is essential that you share the information with school staff ASAP so as they can ensure that your child does not come into contact with anything that may cause them to be unwell. Severe allergies that may need medication e.g. anaphylaxis, EpiPen etc. should be confirmed by the doctor and a care plan given to the school.

Unfortunately, your child will not be able to start Reception until we receive all medications that your child has been prescribed – these should be handed into the school office.

First Aid



From time to time accidents will happen, your child may fall or bump or simply just need some TLC!

Should this occur, you will be notified via email from Medical Tracker.

In the event of a bumped head, you will receive a courtesy call during the session to advise you on the incident.

All accidents are recorded on Medical Tracker.



Attendance



Good attendance is linked to good progress at school. It is important you bring your child to school every day.

National average attendance is 95%. You will be notified if your child's attendance drops below this.

There will obviously be occasions when your child will be absent i.e. illness and we appreciate there are times when this cannot be avoided. Should such incident occur, please notify the school office as soon as possible to explain the absence. The school register can then be marked accordingly.

We do not authorise holidays during term time.

Please note: If your child suffers from sickness/diarrhoea they will have to remain at home for 48 hours following the last period of illness.



Transition Morning



Please come to the Reception playground at 9:15am on Tuesday 2nd July.

Please go to the door with your child's name on.

The children will stay in that classroom until 10:15 without parents.

From 10:15 - 11 we welcome you to join us and your child for a stay and play session.



Please note, class lists will be finalised after transition morning.

New to Marish Meetings



If your child does not attend our Nursery, you should have been assigned a time slot for yourselves and your child to meet their teachers in their new classroom.

If you do not have a time slot yet, please see us at the end.

This is an opportunity for you and your child to get to know the Reception staff before September and ask any questions, as well as an opportunity for us to learn more about your child. This is to replace home visits.





**We look forward to welcoming you all to
Marish Primary School!**

